



## RELIGIOUS EDUCATION Advent/Christmas – LOVING

\*Note to teachers/parents and carers.

This work comes from the Come and See Religious Education programme which is taught in all Catholic primary schools in the Archdiocese of Liverpool. We have given a general guide to the learning opportunities that children may have come across under normal timetabling in school. We have suggested and selected a small amount of the programme. The activities aim to keep Religious Education practical and fun. They are in Year groups however, there is no harm in completing other year group work as this will help children to remember and strengthen their learning. The first part of learning is called – **EXPLORE**. This shares your child's everyday experiences and helps them to see how the Catholic faith is lived in their everyday lives. The second part, called – **REVEAL** shares bible stories that links to their everyday life.

Advent is a time when we appreciate the love in our lives and prepare to celebrate love becoming a reality in the person of Jesus. Christians at Christmas celebrate the gift of Jesus, given by God as a sign and expression of God's love for us. Giving and receiving reflects the truth that all life is given by God and life is given meaning through the gift of Jesus.

## RELIGIOUS EDUCATION – YEAR 2 – ADVENT/CHRISTMAS

### EXPLORE: Preparing for special times.

*\*Note to parents/carers - before you begin talk to your child about what the word **preparing** means*

#### Read together and share:

- Talk about preparing to come to school in the morning.  
What do you do?  
Is it the same each day?  
How do we prepare for special occasions: e.g. a party or going on holiday etc.  
What jobs does each person have to do?

#### Choose Activities

- Look at each picture. Can you write a list in order of the things you have to do each day to prepare for school?

1. I get up at ...

2.



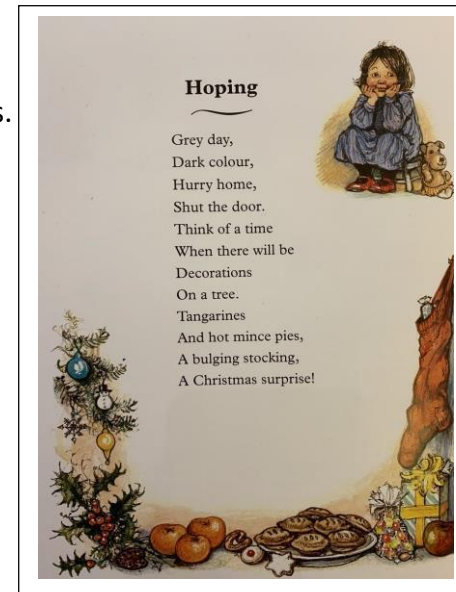
#### Read together and share:

- Talk about preparing for Christmas.  
Read the poem by Shirley Hughes

What is the little girl hoping for?  
What preparations will have to be made?  
What would happen if no preparations are made?  
Have you prepared for a special time?  
Is it hard to prepare? Why?

#### Choose Activities

- Make a list of the preparations that are made at home in readiness for Christmas. For example, buying cards, stamps, gifts, food; making cakes, puddings, mince pies; preparing decorations, a tree; booking a special outing to a pantomime or a meal.
- Make Christmas decorations e.g. paper chains, baubles.



# My Advent Promises

<p>Week 1 HOPE How I will be hopeful</p>	<p>Week 2 PEACE How I will be peaceful</p>
<p>Week 3 JOY How I will be joyful</p>	<p>Week 4 LOVE How I will be loving</p>

My Advent Candle Promise

---

---

---

---

---

---

---

---

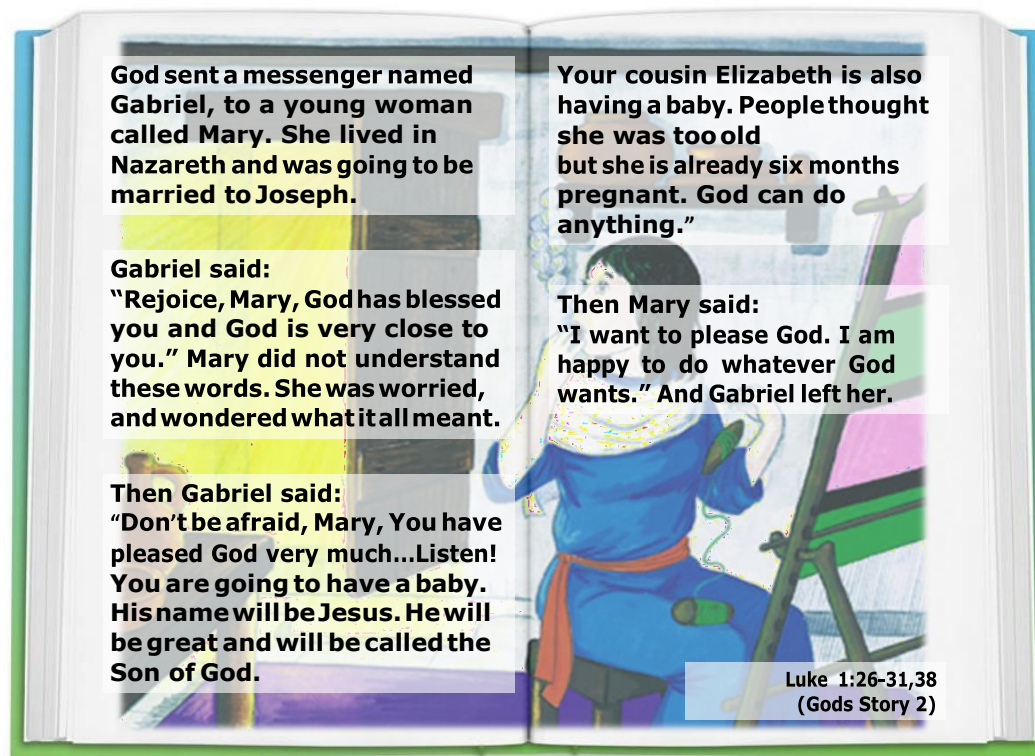
---

---

**A note for parents & carers.** ADVENT is a time when we are preparing for Christmas, the birth of Jesus. The four Sundays before Christmas Day are known as the four Sundays of Advent. Each Sunday one candle is lit on the **Advent Wreath** as we wait for Jesus' birthday. There are three purple candles to remind us to help others and be kind. There is one pink candle which helps us be happy and joyful. There is sometimes a white candle lit on Christmas Day to remind us that it is Jesus' birthday.

**REVEAL:** During Advent, we remember that Mary had to wait for the birth of Jesus.

Read and share together:



- Who visited Mary?
- How do you think Mary felt?
- What was the message?
- What did Mary say?
- What do you think Mary did whilst she was waiting for Jesus, God's Son, to be born?

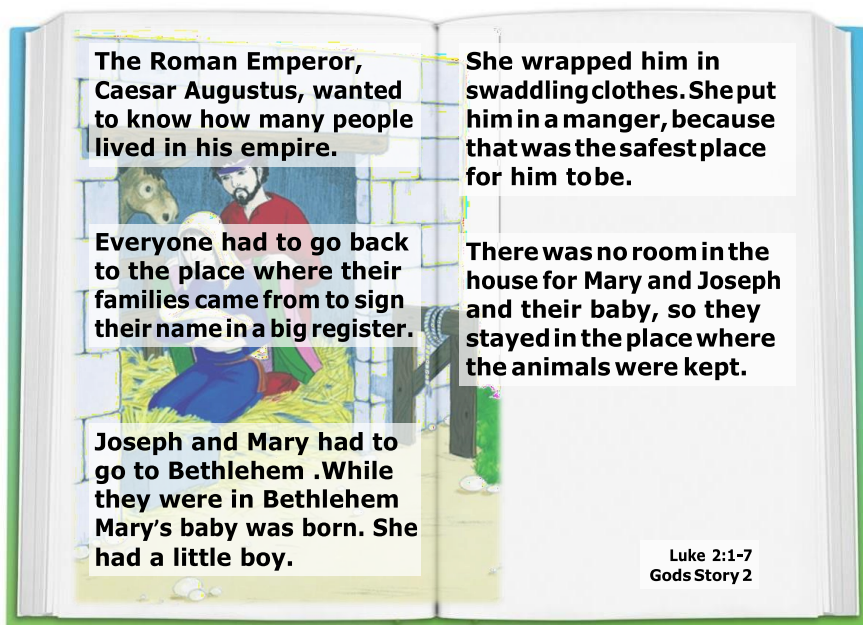


### Choose Activities

- Write and tell the story showing how Mary loved God so much that she wanted to please God by saying yes to God.
- Talk about the things Mary would have to do whilst she was waiting for the birth of Jesus. Make a list for Mary.
- Draw or paint a picture of the messenger Gabriel and Mary.
- Make a Christmas card. Draw Mary and write the words... **You are going to have a baby. His name will be Jesus.**

### Read and share together:

- What preparations do you think Mary and Joseph made at home in Nazareth for the birth of the baby?
- Why did the Roman Emperor want everyone to return to the place their family came from?
- How would Mary and Joseph have felt when they realised, they had to make a long journey?
- How do you think Mary and Joseph lovingly prepared the stable for the baby's arrival?
- How did Mary dress the baby?
- What did Mary and Joseph call him?



### Choose activities

- Retell the story about Mary and Joseph going to Bethlehem. Draw or paint a picture of Mary, Joseph and their new baby.
- Make a crib with figures of people in the Nativity scene, retelling the story. Can you make the figures out of paper or card?



- You might wish to tell the story of Mary and Joseph by painting some story stones? Or using empty kitchen rolls?

